

# TO YOUR NEW HOME

# Welcome Home

Spring 2020

Denver

HELPING YOU SETTLE IN AFTER YOUR MOVE

## NEWCOMER AND COMMUNITY

*Information*

## HELPFUL TIPS

*Decorating,  
Remodeling,  
Painting and  
Organizing  
Your New  
Home*

Win A  
**\$250 Gift Card**



(See card page 17)

Special  
Move-in Offers



**We're thrilled**  
to be your  
new neighbor!



**CareNow**<sup>®</sup>  
Urgent Care 

**You can rely on our doctors to provide quality care** for your family's minor injuries and general illnesses.

- On-site **physicians, labs and X-rays**
- Treatment for **adults and children**
- Routine medical **tests and sports physicals**
- Most **insurance plans accepted**
- **No appointment necessary**, walk-ins welcome
- Convenient **Web Check-In**<sup>®</sup> – wait from home!

**Open every day**

Mon-Fri: 8am-8pm

Sat: 8am -7pm | Sun: 8am -5pm

**No appointment necessary**

**CareNow.com/Denver**

### 8 CareNow<sup>®</sup> Urgent Care Locations





# After The Move Checklist



## Things to do when the movers leave

Now that the movers have come and gone, you can congratulate yourself on a job well done. You know how much planning and organization went into making it all happen and you deserve a chance to sit and relax. But don't throw away that checklist just yet. There are still plenty of things to do before you can completely be settled. Here are a few important things to do besides unpacking.



✓ You will need to update your driver's license and get new tags and plates for your cars. Check with your local Division of Motor Vehicles for more details, or refer to our Newcomer and Community Information inside this magazine.

✓ Be sure that the post office is going to forward your mail to your new address. You can do this online, or you can fill out a form at your local post office and maybe even meet some new neighbors while standing in line!



✓ Make sure all of your insurance policies are up to date. You may need new policies for your house, auto and health, particularly if you have moved to a new state.

✓ A great way to learn about your new community is to order a subscription to the local newspaper. Many even offer discounts for new subscribers and they often have local neighborhood editions inserted weekly. This is a great way

to learn the ins and outs of your new neighborhood.

✓ Search out new health professionals such as doctors, dentists, and even vets. These are things you will want to have in place before any emergency pops up. Neighbors and co-workers are always a good referral source for these types of services.

✓ Most likely you will need to register to vote. Even if you have just moved from one county to another within the same state, most states will require that you register in your new county. For more information, you can refer to our Newcomer and Community Information inside this magazine.



✓ Make a visit to the neighborhood bank or credit union to set up new accounts, have money transferred, get credit and debit cards, and order those checks with your new address.

✓ Visit your local library and get a library card. The kids can even get their own with their new address on it! The local library is another great place to meet other families in your new neighborhood.

✓ Visit your neighborhood schools and get your children enrolled as soon as possible. You may also want to consider enrolling them in an online or charter school, as most states offer this type of education at no cost because it is a public school. Either way, the sooner you get your children enrolled and involved in the community, the faster they will adapt to their new environment.



✓ Find a place in your new home to keep all your receipts and documents related to your move all in one file. You will need to know where everything is in the event you need to make an insurance claim with the movers or when you file your income taxes the next spring.

✓ Keep in mind that your insurance policies may have a limited time that you can file a claim regarding items damaged during your move. You should run a check of all your electronics and major appliances to make sure they have survived the move and are in good working order. These are most likely all items that would be expensive to replace, so you should make sure they are all working as soon as you can.

Remember that moving is the third most stressful life event, according to the Employee Relocation Council. Settling in will be a gradual process, but your patience will be rewarded in the long run.

*The quicker you can cross these things off your checklist, the sooner you can begin to relax and truly enjoy your new home and community.*



# TO YOUR NEW HOME Welcome Home OF DENVER



SPRING 2020

## After the Move Checklist **3**

The quicker you can cross these things off your checklist, the sooner you can begin to relax and truly enjoy your new home.

## Will Your Remodeling Project Pay Off? **6**

Find out if your remodeling project makes sense for you.

## Say Goodbye to the Previous Owners! **7**

One way to say goodbye to the previous owners – and their lingering odors – is to get your air ducts cleaned.

## Security Tips for New Homeowners **8**

12 tips to stay safe and protect your investment.

## How Much Will It Cost to Paint My Home's Interior? **13**

Residential painting experts, and the owners of Helix Painting, offer advice for saving money on your next paint project.

## Relaxing & Tranquil: Coastal Living Room **14**

American Furniture Warehouse shows you how to create a living room that combines plenty of chill coastal vibes with a hint of contemporary cool.

## Organize Your Kitchen, Bathroom, Pantry & More! **15**

Roll'em Out Shelves can help you organize your new home in 4 easy steps!

## Making One Room into Two – With a Murphy Bed **17**

Find out how a Murphy Bed makes better use of the space in your new home.

## Quality Health Care Resources for Your Entire Family **20**

Denver area HealthONE physicians offer advice while helping with all aspects of your family's health needs.

## Newcomer and Community Information **23**

We have done all the research to help you settle into your new community.

## Welcome Home – to Colorado **31**

Here are just some of the activities you'll find when you visit one of Colorado's State Parks.

**Publisher:** James F. Sweeney **Production & Editorial Management:** Mary Sweeney **Promotions Director:** Penny Sweeney **Production:** Graphic Results, Carol Rush  
**Executive Assistants:** Kelly Marie, Ryan James. *Welcome Home Magazine* is published quarterly at 79 Spyglass Drive, Littleton, Colorado 80123-6657, (303) 797-8400. Copyright 2020. All rights reserved. Reproduction in whole or in part without prior written permission is strictly prohibited. While every precaution has been taken to ensure the accuracy of the editorial information included at press time, neither the publisher nor the editor shall be liable for damages arising out of errors or omissions. The opinions expressed herein are those of the authors and do not necessarily represent those of the distributor. Return postage must accompany all manuscripts, drawings and photographs if they are to be returned, and no responsibility can be assumed for unsolicited materials.



Think Green!



As you enjoy the information and advertising offers in **Welcome Home of Denver** to help with your move, keep in mind we make a concerted effort to bring this to you in an environmentally responsible way.

This starts with the paper we use for this edition. The wood fiber to make the paper comes from sustainable forests. For every tree harvested to make this paper, a new tree is grown. In addition, this has been independently certified to the Forest Stewardship Council (FSC) standard.

The printer we utilize also has many initiatives and programs including certifications with Forest Stewardship Council (FSC) Rainforest Alliance (RAC) and Partnership for a Clean Environment (PACE). What's more, the printer uses soy base inks as well as direct-to-plate imaging and digital proofing, which saves film, chemicals and energy.

We provide just this one copy of the magazine for your use. Please go to our website for future issues at [www.welcomهومemag.com](http://www.welcomهومemag.com). This way you can view future quarterly editions, including advertiser offers and coupons.

We hope you enjoy the magazine and remember to please recycle. Visit [www.earth911.com](http://www.earth911.com) for recycling information.



Welcome Home of Denver



## EXPLORE YOUR FINANCES AND EXPLORE COLORADO, TOO!

Get a Free State or National Parks Pass with a Free Financial Checkup!\*

- **Save money** with lower and fewer fees.
- **Earn more money** with higher savings rates.
- **Lower your payments** on loans and credit cards.
- **Save time** with enhanced technology.
- **Understand your financial picture** with a credit review.


Receive your Parks Pass—or a Fitbit®—on the spot with your **Financial Checkup** and your choice of a new checking account, auto loan, first mortgage, home equity loan, credit card, certificate of deposit or money market account. **Plus, get a free Colorado flag t-shirt, too!**

**Schedule your Financial Checkup at [westerracu.com](http://westerracu.com), or visit your neighborhood branch, today!**

*Everyone in the 7-county Denver metro area can open an account.*



[westerracu.com](http://westerracu.com) | 303-321-4209 200 Locations. 1000 Free ATMs.

 Local. Trusted. Since 1934.

\*Limited time offer. Your choice of a free annual Parks Pass or Fitbit® is included with the completion of a free Financial Checkup and one new service, excluding adult share savings account. Annual Parks Pass good for 12 months from activation date. Financial Checkup includes obtaining your credit report. Limit of one Financial Checkup with gift per account per year. Value of \$80.00 may be reported to the IRS. The National Park Service, Colorado Parks and Wildlife, and Fitbit are not participants in or sponsors of this promotion. Deposit of \$5 in savings account required. \$5 membership fee waived. Federally insured by NCUA.



# Will Your Remodeling Project PAY OFF?

There are financial factors to consider before you choose a home improvement project and smart homeowners will consider resale value before making a major remodeling investment. Each year REMODELING magazine publishes a study that can help homeowners determine the return on investment for their home improvement projects.

This Cost vs. Value Report contrasts the cost of home improvements with their recouped value if the house is sold today. They compare construction costs for several projects, with estimates of the projects' value in a current market resale scenario. Real estate professionals in residential markets across the country provided return-on-investment estimates.

Landscaping and fresh paint may lure house hunters inside, but once in the door, buyers of existing homes look for functionality, durability, and convenience. That's why it's so important for a resale to be modernized.

Kitchens and baths are among the most popular home improvement projects, which can drive the return on investment. Reports often show that many remodeling dollars are spent



within the first two years of move in. Under those circumstances repair and replacement projects such as windows or siding may get first attention if they require maintenance. As the housing stock ages, and existing homes continue to sell more than 6 million units a year, those projects may see an increased return on investment. To perform as an amenity, your home's improvement projects should complement and match the style of the existing property.

The resale value of each project is an estimate based on a current market resale scenario. This can be misleading because many newly remodeled homes are not put on the market so soon.

Smart homeowners will ask many questions before starting any remodel or home improvement project. Get advice from both realtors and contractors to decide which home improvement projects make sense for your special circumstances and to insure you get the greatest return on your investment.

Information provided by "Remodeling 2020 Cost vs. Value Report." Complete data from this report can be downloaded free at [www.cost-vsvalue.com](http://www.cost-vsvalue.com).



Reports often show that many remodeling dollars are spent within the first two years of move in.

## HOW DOES REMODELING PAY OFF?

(cost recouped, for resale now national average)

Manufactured Stone Veneer	95.6%
Garage Door Replacement	94.5%
Minor Kitchen Remodel	77.6%
Siding Replacement (Vinyl)	74.7%
Window Replacement (Vinyl)	72.3%
Deck Addition (Wood)	72.1%
Window Replacement (Wood)	68.9%
Entry Door Replacement (Steel)	68.8%
Deck Addition (Composite)	66.8%
Roofing Replacement (Asphalt)	65.9%
Bathroom Remodel	64.0%
Universal Design Bathroom	62.0%
Major Kitchen Remodel	58.6%
Master Suite Addition	58.5%
Bathroom Addition	54.0%
Grand Entrance (Fiberglass)	53.3%



# Say Goodbye to the Previous Owners!

What do you know about the previous owners of your new home? Did they smoke inside the house? Did they have pets? Did they recently remodel? One way to say goodbye to the previous owners—and their lingering odors—is to get your air ducts cleaned.

*The National Air Duct Cleaners Association recommends getting your air ducts cleaned every three to five years.*

## Why Clean Air Ducts?

According to the National Air Duct Cleaners Association, normal accumulations of dust and dirt can be found in all homes with air ducts. There are several factors that can increase the need for an HVAC system cleaning following your move into a new home:

- Pets – did the previous owners have pets?
- Cigarette or cigar smoke – did the previous owners smoke in the house?
- Does anyone your family have allergies or asthma?
- Has there been previous water contamination or damage to the home or HVAC system?
- Is this a newly built, or newly remodeled home? If so, it's likely the ducts have built up debris from drywall dust and other material used during the construction phase.

Some people are more sensitive to these contaminants such as allergy and asthma sufferers, young children and the elderly.

## When to Clean Air Ducts?

The Environmental Protection Agency recommends cleaning air ducts when:

- You suspect mold exists in the air ducts
- You notice a vermin infestation somewhere in your home, or you see insects or rodents entering or existing ductwork.
- You see visible “proof” of dust released from the supply registers when air is exiting the vents.

## How to Hire a Good Air Duct Cleaning Company

- A good duct cleaning costs between \$400 and \$1,000 and addresses every aspect of the system that air passes over, including the furnace, air coils and central system. Good cleaners will use negative air machines with HEPA filters.
- It should take a few hours. An air duct cleaner who's in and out in less

than an hour probably didn't do a good job.

- Don't use the \$200 companies. These are less reputable contractors who will use the very low price to get into your house and then keep piling on extra charges.

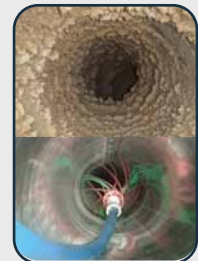
*Call Monster Vac at 303- 277-0140 for a free estimate, and say hello to healthy air in your new home!*

## MONSTER VAC® Welcomes You Home!

### Inspector checklist...

- Doors open and close
- Lights and faucets turn on... and off
- Foundation looks good
- No traces of meth in the basement
- Carpets cleaned, floors polished
- Appliances clean and working
- AC and heat works
- No “visible” mold or fungus
- Ducts and HVAC system clean and efficient

Notes: Vents and HVAC system most likely have a lot of dust, mites, pet dander, previous owners may have left dead hair, skin and germs. We recommend calling Monster Vac today to protect your health!



*Ahhh... The Fresh Indoors!*

- #1 in Colorado for over 30 years
- Most powerful patented vacuum trucks
- Highest reviewed technicians
- Over 200,000 homes and commercial buildings serviced
- Photo documentation and complete satisfaction guarantee for up to 5 years

**MonsterVac.com 303-277-0140**

Call Today and Mention This “Welcome Home” Ad For

**\$75 OFF**

(Must present coupon at time of service) Not valid with any other coupon or discount

# Security Tips for New Homeowners

## 12 Tips to Stay Safe and Protect Your Investment.

**1 Change the locks.** There is no telling how many people have a key to the locks on your house – no matter what your realtor says. You should also consider installing deadbolt locks or charlie-bars for additional safety.

**2 Don't leave moving boxes on the curb.** Leaving these items in plain sight will alert burglars that you've just completed a stressful move, and may not be paying close attention to home security.

**3 Be careful when disposing of product packaging.** You do not want to advertise recent purchases for your new home.

**4 Secure your windows.** The second most common entrance for burglars is a window. This includes second story windows that may have access from a garage, roof, or a tree with a strong branch.

**5 Trim your trees and shrubs.** Overgrown landscape can provide access to second floor windows or create hiding places.

**6 Do not store ladders or trash cans outside.** They can be used to provide easy access to second floor windows or scale fences.

**7 Make friends with the neighbors.** Forming relationships with your new neighbors can be beneficial in many ways. You can keep an eye on each other's houses during vacations and learn about neighborhood watch programs.

**8 Hang sheer curtains, blinds or other window treatments.** This will keep people from the outside looking in and checking out any new electronics or valuable items you may have purchased for your new home.

**9 Never hide a key outside.** Burglars know all of the good hiding places.

**10 Upgrade your smoke alarms and carbon monoxide detectors.** Start fresh with new batteries and test them to make sure they work.

**11 Install security lighting.** A bright, well-lit home is a burglar's worst nightmare. Security lighting around your home will deter anyone looking for a place to hide while they break in. Replace burnt out porch lights and install motion lights.

**12 Install a home security system.** A home security system with professional monitoring will provide your home with a layer of protection that can't be duplicated. According to the Electronic Security Association Inc, homes that don't have alarm systems are three times more likely to be burglarized than those that do. You can also save money on your homeowners' insurance by equipping your home with a security system.

## Feel Comfortable & Safe in Your New Home



## Home Security Centers

Proudly securing Colorado for over 30 years.

### RESIDENTIAL SERVICES

- ✓ Affordable security for your home and family
  - ✓ An alarm system tailored to YOUR home
    - ✓ No contract
  - ✓ Low cost, 24/7 alarm monitoring
- ✓ Wireless or hard wired security systems
  - ✓ Locally owned and operated
  - ✓ Free In-Home Estimates
  - ✓ Professional Installation
  - ✓ 24 Hour Monitoring
  - ✓ Cellular Monitoring Available

**303 799-9620**

[www.homesecuritycenters.net](http://www.homesecuritycenters.net)

**\$100<sup>00</sup> OFF Installation of New Alarm System or Free Conversion of Existing System**

For new subscribers on new or existing systems—Not valid with any other offer



Gold Star  
Company  
A+ Rating



# Yes, You Can Join a Credit Union!

It used to be that a person could only open an account at a credit union because they or a family member was employed by a certain company, or they worked for the government. That has changed because now just about

Here are the top reasons to join a credit union.

# 5

anyone will find they are eligible to join a credit union.

As you begin to settle into your new community and wade through the numerous options available, you just may find that credit union membership is the answer to all your financial needs.

## 1. Better interest rates and lower fees.

Credit unions are usually able to offer their members better interest rates and lower fees. When you're getting better interest rates and paying lower fees, you get to keep and save more of YOUR money, helping you take-charge of your financial life.

## 2. Full line of products and services.

Most credit unions can give you the same services as a bank—like checking, savings, investment funds, mortgage loans, car loans and even school loans—and credit unions will offer online financial services and bilingual capabilities as well.

## 3. Convenient.

Credit unions are financial cooperatives, and that means they cooperate—with their members and with other credit unions. Through that cooperation, credit unions have one of the largest ATM networks in the U.S. Credit union members have convenient access to 25,000 surcharge-free ATMs in the U.S., 800,000 ATMs worldwide and more than 2,300 lobby locations in the U.S. and even some foreign countries.

## 4. Member-owned.

Credit unions are owned by their members and they operate to make profits for each individual, no matter how big or small their account balance.

## 5. Expertise.

Credit unions know what they're doing. They have the expertise and will give you the personal attention you need to help you make important financial decisions that will benefit your bottom line, not theirs. Credit unions treat you like the boss, because at a credit union you're not just a customer you're an owner.

Check out the credit unions in your community and discover why they rank high in customer satisfaction surveys. Also, check out Westerra Credit Union, page 5.

## Protect Your Finances and Your Home With these Post-Move Steps

Buying a home is the largest purchase most people will ever make. In order to protect your finances and your largest financial investment, there are certain post-move steps you might want to consider.

### Review your will or trust

A good post-move step is to review your will or trust to make sure that your home is a part of those documents. You will need to make sure that this paperwork includes your new home and that your beneficiaries are updated.

### Purchase or adjust your life insurance policy

Whether you are a first-time homebuyer or have a house with a larger mortgage than before, you may want to purchase or increase your life insurance coverage. One way to determine how much life insurance you might need is to make sure it includes coverage for 10 years of income, plus any large debts like your mortgage.

### Drop your PMI (Private Mortgage Insurance)

PMI may have been required if you purchased your home with less than 20 percent down. This is an extra payment every month that protects the mortgage lender if you were ever to stop making payments on your home loan. This is money you will never recoup and becomes an even worse negative if the value of your home ever decreases. To remove PMI,



you must have at least 20% equity in your home. You may ask the lender to cancel PMI when you have paid down the mortgage balance to 80% of your home's original appraised value.

### Get a Home Warranty

If you didn't get a home warranty as part of the purchase process, you might want to consider getting one now. This will help protect you from the unexpected costs of a major home repair or replacement of major appliances as well as your home's heating and air conditioning systems. You can still get one after you move in, as long as no issues have presented themselves yet. If you don't purchase a home warranty, you should at least work at building up your emergency savings to cover the costs of an unexpected "surprise" so that you don't end up in a financial bind trying to cover the cost of repairs on your own.

Paint project done.

*Now, the easy part.*

## RECYCLE YOUR PAINT

Paint manufacturers created PaintCare to provide convenient places to recycle leftover paint, such as paint retail stores. With 177 drop-off locations throughout Colorado, it's easier than ever to finish the job in an environmentally responsible way. Recycling your paint is free, and PaintCare drop-off sites are conveniently located.

LEARN MORE AND FIND  
A DROP-OFF LOCATION:

[paintcare.org](http://paintcare.org) | (855) PAINT09





# 6 Tips for Choosing the Right Paint

To help simplify things, ask yourself these questions about your personal preferences and lifestyle.

If you've ever been confused at the paint counter, you're not alone. Most home centers and paint stores sell a dizzying array of coatings in every conceivable color and sheen. That can make it difficult for anyone to pick the right paint. The answers to these 6 questions will help guide you through the maze of interior paints available today and make your purchasing decision a snap.

## 1 How sensitive am I to paint smell?

If you abhor paint odor, you should favor water-based latex paints, which have little or no odor compared to oil-based or alkyd coatings. Latex paints also simplify cleanup and perform exceptionally well on all interior surfaces. These advantages help explain why latex paints have become the overwhelming choice of both do-it-yourselfers and professional painters.



## 2 How much activity will take place in the space I am painting?

If the room you are painting will see a lot of activity, the painted surface could get soiled. In that case, it's best to use a glossier product (a high gloss or semi-gloss paint), which will tend to resist stains and are much easier to clean. If the room will see little activity, you could use any level of sheen — from a flat paint to a high gloss finish.

## 3 What atmosphere do I want to create in the room?

If your goal is to make the space cozy, consider using a “warm” color from the red, yellow or orange family; if you want it to seem cool, apply blues or greens.

## 4 Do I wish the room were bigger (or smaller)?

If you feel the space seems cramped (or, at the other extreme, cavernous), you can do something about it by selecting the right color of paint. Lighter colors make a room seem larger, while darker colors make it feel more intimate.

## 5 How often do I typically repaint?

If you paint only every so often, you'll want to apply a durable, color-fast paint that will hold up well and continue to look good for a very long time. The best option in this regard is a top quality 100% acrylic latex interior paint.

## 6 How much time do I want to devote to this painting project?

If your time is limited, or you just want to complete the project quickly, then consider applying a “paint and primer” product that works like two coatings in one. You'll likely need to apply fewer coats, which will save a lot of time — and you'll still get superior results.

Considering these questions takes just a few moments, but saves a lot of consternation when you are at your paint retailer's. More importantly, the answers will help you quickly identify the very best type of paint for your next home beautification project!



For more information on interior paints and coatings, visit the Paint Quality Institute blog at [blog.paintquality.com](http://blog.paintquality.com) or its website at [www.paintquality.com](http://www.paintquality.com).

# Create an Outdoor Room

Sitting comfortably with friends or family in the backyard on a cool summer evening, with a warm fire and dinner sizzling on the grill, is pure pleasure. It is also the reason why people are turning their yards and decks into inviting outdoor living spaces. People are extending the comfort and luxury of their homes into the great outdoors, and the result is the popular trend called the “outdoor room.”

Anyone can easily create an outdoor room. In general, the concept encompasses a grilling and eating area, pulled together with a hearth product, such as a fireplace or firepit.

The *Hearth, Patio & Barbecue Association* offers information to consider when designing and building an outdoor room.

**Determine Use and Home’s Style.** Jot down ideas about how the space will

be used in all of its applications, from entertaining to relaxing. Clip or print pictures and put them into a notebook. It’s important to have an understanding of a home’s architectural style when creating an outdoor room so that the outdoor space accentuates the home’s indoor spaces. There are products available for every taste and style.

**Visit a Specialty Retailer.** Take the notebook and wish list to a specialty retailer that sells hearth, barbecue and patio products. A specialty retailer can help determine the materials and outdoor room products available in an area and guide the final plan, as well as coordinate installation. After obtaining the details from a specialty retailer, go online to review products and manufacturer information.

**Consider Fire and Food.** These are key elements in every well-designed outdoor room. Position the fireplace as the focal point, blend in the cooking and eating areas and then consider additional features.

**Think foundation and draw a plan.** Stone patios, retaining walls, fences and decks are basic foundation elements. The best way to achieve the desired end result is to sketch out a plan. Don’t worry about picture-perfect drawings – it’s the general idea that counts!

**Accessorize with landscaping, furniture and lighting.** Select comfortable patio furniture that invites people to settle in for an extended period of time. In addition to tables and chairs for the eating area, consider chaise lounges, couches and side tables. To extend the amount of time spent outdoors, consider lighting for pathways, around pools, or to accentuate landscaping.

**Work with a professional.** A specialty retailer is a key partner in creating an outdoor room. In addition to expertise and products, a specialty retailer can offer key insights about what’s available in a particular area and what works best in a certain climate.

For more information, visit the *Hearth, Patio & Barbecue Association* at [www.hpba.org](http://www.hpba.org).

## COLORADO COMFORT PRODUCTS Create Your Outdoor Room



### OUTDOOR COOKING AT ITS BEST!

- Better cooking • Commercial quality • Precise flame control
- Heavy duty construction • Exclusive flavor grid
- Porcelain or stainless steel finishes • The best warranty in the industry
- Natural or propane gas • 60 years of leadership

### THE OUTDOOR CAMPFIRE



The Reclaimed Wood Collection features two table-top styles, a rustic French Barrel Oak finish and a weathered Silver Pine finish. They offer two contemporary base options, the Cosmopolitan tapered style and the low profile Contempo style. Both options feature the Black Lava finish and black burner pans,



providing a uniquely rustic look to any décor. Select models are also available with an optional granite insert top. Fuel options include Natural Gas or self-contained Propane tank (most include a removeable door to house a 5-gallon propane tank.) Handcrafted from glass fiber reinforced concrete.

## COLORADO COMFORT PRODUCTS

Fireplaces, Barbecues, Fire Pits, Heaters

Family Owned and Operated Since 1983

255 Wyandot Street  
(Near 6<sup>th</sup> Ave. & Federal)  
Denver CO 80223

Store hours: 8-4:30 M-F, 8-12 SAT  
[www.coloradocomfortproducts.com](http://www.coloradocomfortproducts.com)

(303) 777-3234





# Ask the Painting Experts

By Brandon and Vanessa Homuth, owners of Helix Painting – Denver’s Residential Painting Experts

## How much will it cost to paint my home’s interior?

**W**e often get asked the question “How much does it cost to paint my home’s interior?” The answer is, of course, “it depends”.

The two biggest components of costs are materials and labor.

**Material cost** can vary based on the brand, type, and quality of paint, the coverage rate of the paint, how dramatic a color change is being requested, and application method. Most commercially available latex paints will cover 250-350 square feet per gallon. Some of our favorite paints include Sherwin Williams Super Paint, Sherwin Williams Duration, Benjamin Moore Regal, and Benjamin Moore Advance.

**Labor costs** can also vary greatly from project to project. Some of the things that determine labor costs on a paint project include:

- Amount of prep work required. This includes moving furniture, cleaning surfaces that are not ready for paint, and repairing drywall issues.
- Size of the project. This may seem obvious, but painting the walls of a bedroom is a lot less work than painting ceilings, trim and walls in a large house.
- Number of transitions and “cut-ins”. Every time there is a transition from one color to the next, there is more labor involved. Accent walls, cutting in around windows, doors and shelves, and other transitions will add time and, therefore, add costs.
- Primer and multiple coats. Applying a single top coat of the same color takes less time than applying three coats to achieve a bold color change. Similarly, applying a primer coat to an unfinished surface involves extra time (and materials).
- Special application and specialty items. Cabinets, furniture, glazing, decorative painting, and other non-standard paint projects require more time and more highly skilled and experienced painters. Expect to pay more for these areas.

### Some tips to keep costs down:

1. Clear the room of furniture and personal belongings so that the painters spend their time on painting, not moving furniture.
2. Make sure surfaces to be painted are cleaned before the painters arrive. You want the painters focused on
3. doing a great paint job, not scrubbing and cleaning surfaces with grease, grime and dirt.
3. Choose good quality paints that suit your budget. While the top-of-the-line products may suit your needs, many customers find that a good quality paint with high coverage rates will suit their needs just fine.

Book Your **FREE ESTIMATE** Today!



**Helix**  
PAINTING

**DENVER’S RESIDENTIAL  
PAINTING EXPERTS**



**Need a Painter?**  
**SAVE \$500**  
on any project over \$2,000  
**720.687.3005**

- Interior & Exterior Painting
- Cabinet Painting

- Siding & Trim Repair
- Fence & Deck Staining

**CALL NOW FOR YOUR  
FREE ESTIMATE**

Need help with colors?  
**Free Color Consultation**  
with every booked project

- **6, 8, and 10 Year Exterior Warranty**
- **Full Accredited and Insured with \$2MM Coverage**
- **5 Star Reviews and Great Customer Satisfaction**
- **Best of Houzz Service Award**



**Call Today! 720.687.3005**  
[www.helixpainting.com](http://www.helixpainting.com)

# Relaxing & Tranquil: Coastal Living Room

Rachel Sellers, Content Writer, American Furniture Warehouse

Whether you live on the coast or dream of the beach from thousands of miles away, there's no denying the laid-back appeal of coastal style. Coastal style is all about bringing relaxed, beachy vibes into your home through the use of color, texture, and carefully chosen accessories. Here's how we created a living room that combines plenty of chill coastal vibes with a hint of contemporary cool.



## Beachy Hues

The goal of coastal style is to create an open and airy look that evokes sunshine and sea breezes, and color is a great way of doing just that. The starting point for this room is a color palette of beachy hues: think white sand, watery blues, and sun-bleached browns. We used an earthy flat-weave rug and a cream sofa to create a neutral base, then layered in accessories in shades of blue and turquoise, including an assortment of accent pillows, abstract wall art, and a variety of vases and planters. The distressed turquoise credenza adds a powerful pop of color in the room, but still works because it fits in with the overall color palette.



## Nature-Inspired Texture

While the color palette sets the tone for the space, the different textures take it to the next level. A live-edge cocktail table works with matching sofa and end tables to bring natural appeal and a touch of warmth to the space with its light wood finish and driftwood-inspired look. Two white and blue poufs add even more texture (and extra seating space) with their

dimensional covers and woven patterns, while faux plants add leafy greenery for a lush, almost tropical, feel.



## Contemporary Contrast

While we wanted to create a space that felt beachy, we also wanted to add pieces that bring interesting contrast and give the room a modern touch. Most of the pieces in the space have a very organic look, so we layered in some contrasting metallic elements through the metal hairpin legs of the cocktail, sofa, and end tables, the table and floor lamps, and the clock over the credenza. The dark grey leather chair contrasts with the otherwise light color palette and helps draw the eye to the reading nook in the corner of the room.



## Tasteful Accessories

Accessories are a great opportunity to really embrace the coastal theme—while also practicing restraint. Use accessories as finishing touches that evoke the beach without going overboard. Here, we created a simple vignette on the cocktail table with a large shell-shaped vase, a message in a bottle, and a jar full of shells and starfish. Other accessories, like the clock above the credenza and the tray below the cocktail table, merely nod to the coastal look with their weathered materials.

Creating a chill coastal style in your space is simple: start with a color palette inspired by sea and sand, incorporate lots of natural textures, add some contrasting elements, and then complete the look with some tasteful ocean-themed accessories.



# Organize Your Kitchen, Bathroom, Pantry & More!

## Roll'em Out Shelves, can organize your new home in 4 easy steps!

**D**on't wait until your new home is a mess and cluttered like your previous home. Meet Joyce and Brent Toliver. They are the owners of a family-owned and operated roll out shelf company and have been in business since 2002. They offer custom service and make their roll outs right here in Colorado, which allows them to create your roll outs exactly how you want. They will take the time to listen to what you want and will work with you until you are happy. They will travel anywhere from Fort Collins to Castle Rock to personally meet their neighbors in need of customized shelves. They strive to provide you with the most excellent customer service, as if you were part of their own family!

Bring convenience and organization to your new home with just a few simple adjustments. Follow these steps

to turn your new house into the home of your dreams!

### Step 1 / Estimate

The process starts with a no-obligation, free, in-home estimate and measurement of each cabinet. You will meet with Brent and Joyce, as they personally attend all in-home estimates, so you get to meet exactly who you'll be working with. Their scheduling is flexible and prompt, and they are happy to meet during evenings or weekends.

### Step 2 / Create

After they have taken measurements of each cabinet, they will then go back to the warehouse to design and create your new customized shelves. These new designs will streamline your space – no more awkward bending and twisting. Imagine turning your storage into usable storage space and increasing storage capacity by up to 50%! Your new shelves will be custom made here in their warehouse in Colorado.

### Step 3 / Install

Brent will return to your home to install their carefully-crafted, customized shelves, while understanding you are busy, too. Their installations are quick, professional, clean and on your time. They strive to make no trail of work being done, as if they just waved their magic wand to install your shelves.

### Step 4 / Satisfaction

Since Brent and Joyce listen to what you want and will work with you until you are satisfied, they don't finish any project until this is met. Your new roll-out shelves are backed with a lifetime warranty to ensure your satisfaction is permanent.

*Call Brent and Joyce at 303-475-9601 and start the process of making your new house into the organized living space of your dreams!*

## Roll 'em Out Shelves

Make Your Life Easier!



Family Owned  
&  
Operated  
Since 2002



Four  
Standard Size  
Roll-Outs:  
**\$500!**  
**FREE Installation!**  
(Standard Size Roll-Outs  
up to 20" Wide)

Call Joyce  
for Your **FREE** Estimate!

**Roll 'em Out Shelves**

Inc.

**303-475-9601**  
[www.RollEmOutShelves.com](http://www.RollEmOutShelves.com)

- Optimize your kitchen cabinet space
- Create easy access to all your items



# Organizationally challenged?



## Now's the time to bring order to your home – and your life

Anyone who has ever moved into a new home knows the giddiness of starting fresh and getting the opportunity to finally get organized!

But all too often, we rush to unpack and then spend weeks, months, if not years, trying to organize and re-organize our stuff.

Don't let this happen to you. Take the time to create a game plan and then follow through. Have a designated place for every item you own BEFORE you unpack one box.

### Get started

Hopefully, you already purged unused, broken or unneeded items BEFORE you moved. This not only saves time, money and precious space, it allows you to move into your new home without additional clutter.

Beginning with the kitchen — lay out a plan to store items closest to the area you will use them.

- Place cookware adjacent to the stove while glassware and dishes should be stored near the sink and dishwasher.
- Keep sandwich bags, foil, plastic wrap and parchment paper in one drawer for quick access to pack lunches or wrap up leftovers.

- Use risers or lazy-susans to display spices, canned goods and other pantry items in cupboards to avoid things getting lost in the back.
- Consider a grocery inventory list on the fridge or inside a cupboard to avoid duplicate items.
- If you love to bake, create a special area to house all your baking dishes, mixers, rolling pin, flour, sugar, etc. in one place.
- For fine china and crystal that is not used daily, pack carefully and store elsewhere, such as the basement, garage or a buffet so it doesn't take up precious real estate in your kitchen.

In living areas, seek out furniture that not only is beautiful but functional to help with your storage needs. For example, a trunk that can be filled with blankets and extra pillows can make a great cocktail table. Built-ins can artfully display sentimental items, framed photos, books and plants.

Keep bathrooms clutter-free for easy clean-up. Install medicine cabinets and make full use of cabinetry to store essentials. Stock each bathroom with a mini cleaning kit: surface, glass and toilet bowl cleaners, sponges, paper towels, etc. Stowed in a handled bucket under the sink, this portable kit will make keeping up with daily and weekly cleaning a snap.

Avoid turning your entryway into a dumping ground by installing hooks for coats and backpacks, put out a basket or

boot tray for footwear and have a small table with a beautiful bowl or soap dish to keep keys from getting lost. A nearby wastebasket catches junk mail.

### A closet case

One of the most important spaces to organize is in your closets.

- Store outerwear, umbrellas, hats, gloves, scarves in your hallway closet. Don't overstuff it so you have room for visitor's belongings when entertaining. Install hooks inside the door for a tote that you can fill with items going to the dry cleaner. When it's full, just take the tote to your car.
- In your bedroom closets, sort like items together and organize by color BEFORE hanging anything. Use the same hangers – wooden, padded or those velvet-covered slimline ones – for a beautifully cohesive look.
- Keep frequently used items at eye-level.
- No shoe shelves? Store footwear in clear boxes or tape a photo to the outside of each shoebox to save time looking for just the right pair of heels or loafers.
- Optimize your linen closets by storing same-sized sheet sets together in their matching pillowcases. Use tote-able baskets or canvas cubes to store extra tablecloths, napkins and placemats. Another option is hanging cleaned and pressed tablecloths on a skirt or pant hanger in your closet.
- If you have extra closets, store out-of-season clothes there or in long plastic bins under the bed. A well outfitted closet should include shelving, hanging space with varying heights, drawers and/or open storage bins. If your closet falls short, consider investing in a closet organizing system.

So now that you are completely organized, you need to stay that way. Make a habit of putting things away when you're done using them. Each night spend just 10-15 minutes before bed straightening things up, wiping down countertops and returning misplaced items to their rightful home.

Waking up each morning to a clean, orderly home will set a positive tone for the day ahead.



# Making One Room into Two – With a Murphy Bed

**D**ownsizing or moving into a new home with a growing family? Have an Airbnb where you need additional, more comfortable beds? A Murphy Bed is a great solution to all of these space challenges. By disappearing into the wall when guests aren't there, it's giving you the office or craft room that you need while still keeping your guests happy with a real bed.

The original Murphy Bed was invented by William Murphy in the early 1900's to solve the need to hide his bed while entertaining in his tiny one room apartment in San Francisco. The Murphy, or Wall Bed, as it is also called, has come a long way since then, with the range of materials and accompanying furniture limited only by your space itself.

## WHAT DOES A MURPHY BED LOOK LIKE?

"Although the web is a good place to start, a Murphy Bed is such a visual product that it needs to be seen to understand all the options that are available. That's why we built our 2-story showroom which contains over 30 displays," says Steve Beckmann, the owner of Smart Spaces. Now in its 15<sup>th</sup> year, Smart Spaces is unique in that its main focus is on the Murphy Bed with its accompanying furniture such as offices, closets and entertainment centers. Steve estimates that they have designed and built over 4000 beds, ranging from the simple side bed for a basement to cabinetry containing everything from wine bars to secret rooms.

"It generally takes people two or three visits to truly decide what will best work for their space. Our designers have excellent software that help the customer envision how their room can be used. Everything is custom built, and designs can often take weeks to complete with the designers coming out to measure and offer suggestions to modify the plans."

## HOW BIG DOES MY SMALL ROOM HAVE TO BE?

The size of the bed depends on the height of the wall where the Murphy Bed would go. Generally, 90" is needed for a queen and king size bed, while full and twin sizes require 85" in height. If the ceilings are lower, then a side Murphy Bed works equally well and is often used in basements and in narrow

*"Although the web is a good place to start, a Murphy Bed is such a visual product that it needs to be seen to understand all the options that are available."*

rooms where the width is an issue.

Once color, material, mattress and handles are decided, the order goes into production which takes place onsite at the store. (Ask the owners for a peek downstairs to see the beds being

made!). The production and install teams are true craftsmen who have been with the company an average of 6 years. A new option available is the Cabinet Murphy Bed, a bed which does not require a wall at all and can be picked up and taken home the same day.

After your bed has been installed, you will wonder why you haven't had one before. In today's world a Murphy Bed goes a long way to make the most of your space.

MURPHY BEDS • OFFICES • CUSTOM CLOSETS • CABINET BEDS • MEDIA CENTERS



SMART SPACES



**We Know  
Murphy Beds -**

**You'll know  
the difference!**



**CABINET BEDS  
In Stock**

**FREE**

- Mattress
- Delivery
- Installation\*

\*Extra charge for delivery outside Denver Metro Area

**Mention this Ad and  
get \$100 Off  
Any Wall Bed Package or  
Cabinet Bed**

**Over 35 Models on Display**

SMART SPACES: MAKING THE MOST OF YOUR SPACE



**SMART SPACES**

1295 S Santa Fe Dr, Denver, CO 80223

303-777-6278 | SmartSpaces.com

Open Mon - Sat 10 am - 5 pm

Located on Northbound Santa Fe Drive, just South of Mississippi



\*Please see store for details and other space solutions



Solera™ Soft Shades

**Blinds • Shutters  
Draperies**

**FREE In-Home  
Consultation!**



**HunterDouglas  
Gallery**

**303-625-6686  
www.bccblinds.com**

**\$100 OFF**

Any Order of  
\$1,000 or more.

Limited time offer.  
Must present at time of order.

## Drab to Fab in 3 Easy Steps

*Give your old things a new life without busting your budget*

**H**ow exciting to move into your new home! But when your furniture and accessories are unpacked, it can sometimes feel like it is just the same old stuff in a brand new setting.

Unfortunately a move usually means money will be tight for awhile. So how do you freshen up your new space without breaking the bank?

Follow these three steps to breathe new life into your home, room by room:

**STEP 1: Evaluate each space.** When you live with items for a long time, it can be easy to overlook furniture that is in disrepair, tattered pillows or accessories that are just plain ugly or boring. Step back and give a more critical scan of the place – as if you are visiting someone else’s home. Does your home’s décor reflect your family’s lifestyle? Is your furniture both functional and attractive? Are you still hanging on to hand-me-down furniture that you have been hauling around for the last 20 years? If something is way past its prime, throw it out or replace it with a new piece that better fits your style. Once you review what you have, edit your stuff. Do you display things that you don’t really care for but were a gift or perhaps you feel obligated to put it out simply because it was expensive? You’re in a new home and deserve a fresh start. Give yourself permission to only live with the things you love and use every day.

**STEP 2: Create a “theme” that can unify your entire home.** We’re not talking animal prints or country roosters. A theme means finding a common element, such as a fabric, a bold accent color or general palette, which can be incorporated in each room that brings a fashionable cohesiveness to the space. Paint is the top choice for an instant and affordable update. Neutrals are the easiest choice for walls and offer the most flexibility, but they don’t have to be boring. Instead of tan, select “greige” – a beautiful combination of beige and gray that provides a fresh and neutral backdrop for any style of furniture.

If you want to be up to date on the latest paint color trends, take advice from Sue Wadden, Director of Color Marketing at Sherwin Williams. Earlier this year she announced Naval SW 6244 as the 2020 color of the year. This is a rich navy that creates a calm and grounding environment infused with quiet confidence. The use of color in interior design is changing. It’s not just about what a space looks like anymore but how it makes you feel,” says Wadden.

**STEP 3: Go for it!** Starting with the space your family uses most, paint the whole room or consider adding a new hue to just the ceiling. With a fresh backdrop, start experimenting with furniture placement. Moving sofas and chairs away from the walls creates a more intimate setting for conversation and visually makes a room appear larger. Switch things up – how about swapping the living room loveseat with a family room reading chair in your new home? You will be amazed how much difference simply moving your old things around the house makes.

### *Simple changes = Big impact*

- 👉 If you don’t want to commit to painting an entire room, try just one spectacular wall in a rich, fabulous color like dark chocolate, eggplant, bronze or dark orange.
- 👉 Update your lighting, including adding dimmers wherever possible. CFLs are environmentally-friendly and great options to save energy and money.
- 👉 Declutter, declutter, declutter.
- 👉 A fabulous new area rug in the living or dining room can add a shot of energy.
- 👉 Pay special attention to your entryway – as that is the first impression people will get of your space. Make it warm and inviting.
- 👉 Consider slipcovers for an immediate new twist on old furniture.
- 👉 Fresh flowers are always an instant pick-me-up.



# Custom Closets – What to Look for, and Where

**M**ark Lestikow, president of The Closet Factory in Denver encourages new movers to use this as an opportunity to change bad habits and get organized right from the start. “Moving into a new home with newly organized closets adds to the pleasure of a happy experience. I would definitely encourage new movers to organize their closets now, to facilitate settling into their new environment and avoid dissatisfactions that may arise from the honey this doesn’t fit syndrome.”

*The following five questions should help you identify the closet, and the closet company right for you.*

**1. Are there different types of closet systems, or are they all pretty similar?** There are two main types of closet units. One is called a wall-hung system, and the other a floor-based system. Ask the closet companies you interview the difference between the two, and which would be most appropriate for your individual needs and expectations.

**2. Custom manufactured vs. prebuilt systems?** Although most closet companies say they are custom, few truly are. A custom closet, as you would expect, is high in quality, offers more efficient space utilization and often is the best value for your investment.

**3. Will I have the opportunity to work with a design consultant or see a showroom with examples of product?** Having a trained professional designer come to your home is a nice option because they can take your exact measurements and prepare a personalized design that fits your specific needs.

**4. What about installation?** It is important to distinguish if the installers are employees or independent contractors. There can be a tremendous difference in the final result if a trained employee installs your custom closet versus an untrained independent.

## 5. How do I pick the right company?

The company you choose to install your custom closet is your key decision. All custom closet companies are not the same. Evaluate how you were treated from the first time you called. Were you able to speak with a knowledgeable person immediately, or at least receive a prompt returned call to your inquiry?

Be sure to get a written guarantee, preferably one that will be in effect as long as you live in the house.

Ask to see a customer list. Call some people on this list. If a company doesn’t do good work, people will not likely recommend them. Enjoy your new home and your closets!



CLOSETS • GARAGES • OFFICES • PANTRIES  
CRAFT ROOMS • LAUNDRY • MUD ROOMS

**MOVE-IN SPECIAL**  
**\$400 off** plus FREE installation use code 51

On purchases of \$2500 or more. Must be presented at time of purchase. Not valid with other offers. Limited time offer.

Call for a free design consultation and estimate today!

**(303) 664-6526**

or visit us online at **closetfactory.com**

Visit our Showroom: 8480 Upland Drive, Centennial, CO 80112

**closetfactory**  
the art of organization

# Meet Dr. Michael Gallizzi

This minimally-invasive spine surgeon at OrthoONE at Sky Ridge Medical Center puts patients first

By Caramie Petrowsky



Over the course of his childhood, Michael Gallizzi, MD, MS, FAAOS, spent a lot of time in the office of an orthopedic surgeon who cared for his mother. Dr. Gallizzi's mother, once an active athlete, was struck by a car while riding her bicycle—a 2-year-old, Dr. Gallizzi was riding in a car seat attached to the back of the bike. While he escaped the accident relatively unharmed, his mother didn't. Since

that time, she's undergone 18 orthopedic surgeries.

"I admired the orthopedic surgeon taking care of my mom trying to make her better," he said. "She got a little better every time. I always knew I wanted to be an orthopedic surgeon."

Dr. Gallizzi, now a minimally invasive spine surgeon at OrthoONE at Sky Ridge Medical Center, shadowed the surgeon—a total joint replacement surgeon—in high school, which solidified his own decision to go into orthopedic surgery. During medical school, Dr. Gallizzi figured out how to help his mom, who was still falling a lot and dropping things.

"I realized it wasn't her legs and it wasn't her brain," he said. "Once I got enough knowledge, I realized it was both her neck and lower back that needed surgery."

Dr. Gallizzi found the right surgeons and his mom underwent two surgeries that "made a much larger difference in her quality of life than any previous surgery she had," he said.

While Dr. Gallizzi was in medical school, he saw a large gap in one specific niche in orthopedics: spine. While minimally invasive surgical techniques are the standard of care when it comes to knee, shoulder and other joint surgeries, "spine is the least technologically advanced in terms of worldwide application of awesome technology," said Dr. Gallizzi who went on to complete a fellowship in minimally invasive spine surgery at Duke University. "You'd scope your wrist before having your wrist fused and you'd scope your knee before having a total knee replacement, but there's this gap in spine where that's not happening," he said.

While the technology is FDA approved, very few doctors are using it in clinical practice. Dr. Gallizzi is one of only a handful of doctors in the state fellowship trained in performing true minimally invasive spine surgery. He's also one of the few spine surgeons in the state to have a perfect 5-star rating on Healthgrades.com where his patients gush about the ways in which he's dramatically changed their lives. "I went from being severely debilitated at just 45 to feeling like a kid again!" one patient writes.

"Patients that come and see me have sometimes had multiple surgeries—big, open procedures that destroyed muscles and ligaments in their spine, and are still in pain. In Colorado that's the standard of care," Dr. Gallizzi said.

Why, you might ask?

For one there's not a lot of post-training training available to doctors. But secondly, it comes down to economics. Dr. Gallizzi, who studied economics at the University of Michigan as an undergrad and earned a masters degree in healthcare management from Rosalind Franklin University of Medicine and Science, explains the issue in a way anyone can understand. While learning a new technique, a doctor can't perform as many surgeries, meaning they make less money; unless the doctor is doing a fellowship, it's hard to perform enough surgeries to build the confidence and skill set quickly. "It can take six months or a year of being slower and struggling to master the techniques," Dr. Gallizzi said.

It's also a big transition to go from looking at and performing surgery with your hands to relying on robots and television screens. For a surgeon who already spent 16 years in school, it's a hard pill to swallow.

"Unless you're dedicated to learning new things, why would you ever change?" he said.

And in the end, a minimally invasive spine surgery costs less than open surgery.

"If I do soft tissue procedure and resect a disc through a tiny hole, I get paid less to do it and it's more technically challenging (than an open surgery)," he said. "But the patient wins" thanks to less pain and a much faster recovery.

For Dr. Gallizzi, who knows firsthand how surgery affects not just the person in the operating room but their entire family, the patient comes first.

## Dr. Gallizzi treats:

- Cervical and lumbar degenerative arthritis
- Degenerative scoliosis
- Disc herniations

## And performs:

- Robotic spinal surgery
- Endoscopic spinal surgery
- Revision of previous spine surgeries



**OrthoONE**  
Physician Care<sup>SM</sup>

Dr. Gallizzi joined OrthoONE at Sky Ridge Medical Center in February of 2020. He's grateful to be at a hospital that invests in the latest technology.

"These surgeries are being done at Johns Hopkins, Duke, and NYU and all these renowned places throughout the country—and at Sky Ridge Medical Center. Sky Ridge's surgical robot is one of the very best and they're willing to be state of the art," Dr. Gallizzi said.

To make an appointment with Dr. Michael Gallizzi, call 303-790-7181 or visit [OrthoONESpine.com](http://OrthoONESpine.com).



# A Simple Phone Call Can Save A Life



*Simple digging jobs can damage utility lines and disrupt vital services to an entire neighborhood, harm those who dig and result in expensive fines and repair costs.*


**H**omeowners, digging and excavating near underground facilities can be dangerous. Lives are lost and excavators and homeowners are seriously injured excavating in Colorado. In addition, underground facilities are damaged. Help protect the lives of loved ones in your family and community and ensure the smooth operation of

our vital public services. Always call 811 before you dig. Need a locate, but don't want to call? Go to our website [www.co811.org](http://www.co811.org) and provide an email address and the general information pertaining to your excavation project.

- Colorado's underground utility owners provide a FREE facility locating and marking service. Just call 3 business days before you begin your excavation project.
- After the facility is marked, DIG WITH CARE! Please, respect the locate marks and use hand tools when digging within 18" of the paint or flags.
- The locate marks are valid for 30 days or until they can no longer be seen, whichever comes first.
- If the facility is damaged at any time, notify Colorado 811 immediately so that we may contact the utility owner. Remember to first call 911 if someone is injured.

Colorado 811 encourages all professional excavators, contractors and homeowners to call for locates prior to renting any excavation equipment.

For more information, click or call Colorado 811 at 303-232-1991 or visit our web site at: [www.co811.org](http://www.co811.org). Thank You.



**Know what's below.  
Click or Call before you dig.**

**Planning a home improvement job?  
Planting a tree? Installing a fence or deck?**

Whether you are planning to do it yourself or hire a professional, smart digging means calling 811 before each job.

[www.co811.org](http://www.co811.org)

**COLOR CODE**

**FOR MARKING UNDERGROUND UTILITY LINES**

	<b>PROPOSED EXCAVATION</b>
	<b>TEMPORARY SURVEY MARKINGS</b>
	<b>ELECTRIC</b>
	<b>GAS, OIL, STEAM</b>
	<b>COMMUNICATION, CATV</b>
	<b>POTABLE WATER</b>
	<b>IRRIGATION, RECLAIMED WATER, SLURRY LINES</b>
	<b>SEWER</b>

**BEFORE YOU DIG CALL:**  
**811** [www.co811.org](http://www.co811.org)



Under the direction of President and CEO Jake Jobs, American Furniture Warehouse (AFW) has been actively involved with our community for more than 40 years. We're proud to support a variety of causes in Colorado, Arizona, and beyond, including education, youth, family, people in need, our environment, veterans, and agriculture. We give to hundreds of different non-profits, service organizations, K-12 schools, technical schools, and colleges on a regular basis.

## BETTER Your Home, BETTER Your School

**B**ETTER Your Home, BETTER Your School is an AFW-exclusive initiative that gives money back to schools all year round. When a participating school community shops at AFW, the company donates a percentage of the subtotal back to that school.

## Student Tours

**A**FW offers tours of our corporate location to thousands of high school and college students each year to teach them how a business like AFW operates.



## Junior Achievement Finance Park

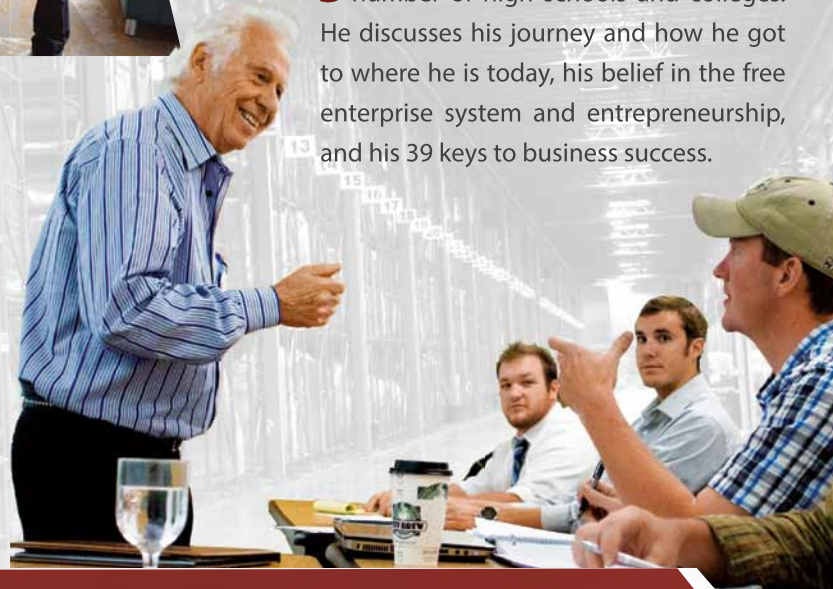
**S**ince 2013, AFW has housed JA Finance Park in our Thornton, Colorado location, which helps students build a foundation for making intelligent personal financial decisions.

## Speaking at Schools

**J**ake gives many talks to students at a number of high schools and colleges. He discusses his journey and how he got to where he is today, his belief in the free enterprise system and entrepreneurship, and his 39 keys to business success.

## University of Colorado Denver Business School

**I**n 2013, Jake gifted The Jake Jobs Center for Entrepreneurship (JJCE) at the University of Colorado Denver Business School with \$10 million to help the school expand its entrepreneurship education and research. The JJCE is focused on cross-disciplinary, entrepreneurial concept development as well as graduate and undergraduate entrepreneurial training.





## NEWCOMER AND COMMUNITY INFORMATION



**W**elcome to your new home in the Denver metropolitan area. The following information should be helpful whether you are a newcomer or simply moving within the area. Keep this reference guide in a handy place so you can refer to it often.

The advertisers in this magazine all supply products and services that you may need soon after moving. Many even provide coupons and special offers. If you'd like to request more information from any of our advertisers, please refer to the Free Information Card that is located on page 17 of the magazine.

### Colorado.gov

Visit this fact-filled official Colorado web site for any detailed information you may need regarding Colorado laws, drivers licenses, employment, education and much more.

### USA.gov

Log on to the official gateway to all government information. As the U.S. government's official web portal, USA.gov makes it easy for the public to get U.S. government information and services on the web.

### Ten Digit Dialing

As a newcomer, you need to be aware that Colorado has ten-digit local dialing. It's really very easy. Just remember to dial the area code before the seven-digit local number. Dialing "1" before the ten digits is only needed when placing a long distance call. Keeping this in mind could prevent you from seeing unnecessary long-distance charges on your telephone bill. Remember, too, that you shouldn't dial a "0" when placing a ten-digit local call. Doing so will only route your call directly to a telephone operator.

### Phone Directories

YellowBook.com  
 Contact us by phone.....1.800.YB.YELLOW  
 CenturyLink  
 For customer service.....1-800-244-1111

### Motor Vehicle Laws

Drivers licenses must be transferred within 30 days and vehicles must be registered within 90 days after becoming a Colorado resident. For motor vehicle and driver license purposes, you are considered a resident if you own or operate a business in Colorado, are gainfully employed in Colorado, or reside in Colorado for 90 consecutive days.

Out of state students are not required to obtain Colorado license plates or a Colorado driver license if they have valid plates and a valid license from their home state. Active duty U.S. military personnel and their spouses are also not required to obtain a Colorado driver license if they have a valid license from another state.

A newcomer to Colorado must obtain a Colorado driver license within 30 days after establishing residency. In most cases, if your present license is valid, you will only need to pass a written examination and eye test. For more information call 303-205-5600 or visit colorado.gov/dmv.

### Auto Emissions Inspections

Emission testing is required when registering or selling vehicles in the counties of Denver, Boulder, Broomfield, Jefferson, Douglas and partial areas of Adams and Arapahoe counties. Testing can be done at any one of Envirotest's 14 convenient locations, or ask about Rapidscreen Roadside Emissions Testing. For more information on station locations, maps and directions, testing requirements and procedures, company information and job opportunities, visit them on

the web at [aircarecolorado.com](http://aircarecolorado.com) or call the Air Care Colorado Hotline 303-456-7090 (See ad and article page 29.)

For further questions call the Department of Revenue Emissions at 303-205-5603.

### Automobile Registration

To obtain your registration you must register your car in the county where you live and you must bring the following items:

- 1) A valid emissions test and a form DR2087 showing verification of your vehicle I.D. number. Both of these are available from an Emissions Inspection Station.
- 2) Vehicle title and registration.
- 3) Proof of insurance, which must include the year, make, and vehicle identification number (VIN) of the vehicle. Also, be sure to include the policy effective date.

A Colorado State vehicle inspection is required on all vehicles purchased with an out-of-state title. Fees may be paid by check, cash or money order.

You can contact your particular county for further information. Operating hours may vary. Check with each office for details.

Adams County .....	720-523-6010
Arapahoe County .....	303-795-4500
Boulder County .....	303-413-7710
Broomfield County.....	303-464-5888
Denver County.....	720-865-4600
Douglas County.....	303-660-7440
Jefferson County.....	303-271-8100

## Duro-Tuff Window Well Covers™



The actual weight of this man is 410 lbs - she'll only admit to 100 lbs.



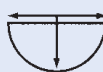
Colorado owned & operated in Englewood since 1996.

On Tom Martino's exclusive referral list @troubleshooter.com

**303-761-7100**

**cocoverco.com**

*Celebrating 20+ Years.  
 Thank you Colorado!*



**Save time & money!  
 Call with your well measurements for an**

**INSTANT FREE ESTIMATE.**

- ◆ UV Protected – The original lifetime warranted cover using polycarbonate surface material.

**NEW MOVER SPECIAL!**  
**\$35 off** each cover with 3 or more purchased  
**\$25 off** each cover with 2 covers purchased  
**\$15 off** a single cover  
 Coupon expires 6-30-20



- ◆ Allows light in
- ◆ Protect family & pets
- ◆ Keep out rain, snow & debris
- ◆ Lifetime Warranty
- ◆ Protects against well flooding from clogged & overflowing gutters
- ◆ Keep out wildlife
- ◆ Keep wells clean
- ◆ Supports a minimum of 450 lbs.



**ASK About well ladders!**

**The last cover you'll ever have to buy!**



# 3-CLASS PASS

TAKE 3 LESSONS AND EARN  
A FREE SEASON PASS!

IF YOU'RE NEW TO SNOW SPORTS, LOVELAND'S 3-CLASS PASS  
IS THE BEST WAY TO LEARN. SOME RESTRICTIONS APPLY.

Visit [skiloveland.com](http://skiloveland.com) to book your first lesson.



[SKILOVELAND.COM](http://SKILOVELAND.COM)





# NEWCOMER AND COMMUNITY INFORMATION

## Driver's License

Residents can apply for a Colorado driver's license by completing the following requirements:

- 1) Pass all required exams, which may include written, vision and road skills.
- 2) Submit previous license, permit, birth certificate or other document that shows proof of identity and current age.
- 3) Reside at a Colorado residence address and provide proof of legal presence.
- 4) Have your photograph and fingerprints taken.
- 5) Pay the required fee.
- 6) Driver's license available at any one of the following offices in the metro area:

Boulder.....	303-442-3006
Castle Rock.....	303-660-7400
Denver-SW.....	303-937-9507
Denver-NE.....	303-373-0161
Evergreen.....	720-497-1182
Lakewood.....	303-205-5609
Littleton.....	303-795-5954
Northglenn.....	720-929-8636
Parker.....	303-627-0985

For further assistance regarding driver's license information visit [colorado.gov](http://colorado.gov)

## Automobile Insurance

Under Colorado's tort system you are only required to buy liability coverage to pay for medical bills and property damage that you cause when you are at fault in an accident. You may also choose to buy additional medical coverage to help pay for your own injuries. For more information contact RMIIL..... 1-800-355-9524

## Road Conditions

For updated road conditions throughout Colorado, call the Road and Weather Information Hotline from the Colorado Department of Transportation (CDOT)..... 5-1-1

## Auto Clubs

AAA Auto Club-Colorado..... 303-753-8800

## Transportation

Colorado Department of Transportation (CDOT) administers a variety of state and federal programs to complete projects that enhance our comprehensive transportation network. For a complete list and description of programs now in full force, visit [www.coloradodot.info/programs](http://www.coloradodot.info/programs).

### Denver International Airport

Ground Transportation.....	303-342-4059
Lost and Found.....	303-342-4062
RTD's Skyride.....	303-299-6000
SuperShuttle.....	800-BLUE-VAN

### Taxi Service

Metro Taxi.....	303-333-3333
Yellow Cab.....	303-777-7777

### Train Service

Amtrak - Union Station Info..... 303-592-6712

### Bus Service

The bus service is provided by Regional Transport District (RTD)..... 303-299-6000

Provides local, express and regional bus and light rail service throughout the metropolitan area. Also includes Park-n-Ride locations and offers special services such as Skyride bus service to Denver International Airport (DIA), Broncos-Ride and RockiesRide.

## Commuting Options

A program of The Denver Regional Council of Governments, My Way to Go offers reliable, easy, environmentally-friendly, no-nonsense commuting options to Denver area commuters. They can help you find a carpool, vanpool, transit route, or best paths for biking or walking. Visit their website at [www.mywaytogo.org](http://www.mywaytogo.org). For more information and free personal assistance, call 303-458-7665 or send an e-mail to: [waytogo@drcog.org](mailto:waytogo@drcog.org).

## Bicycles:

Denver B-cycle and Boulder B-cycle offer over 100 bike stations for you to simply hop on a bike and go!

- **Denver residents:** Call for more information at 303-825-3325 or go to [DenverBicycle.com](http://DenverBicycle.com).
- **Boulder residents:** Call for more information at 303-532-4412 or go to [BoulderBicycle.com](http://BoulderBicycle.com).

## Voter Registration

- Voters who move from one county to another in Colorado must re-register to vote in the new county.
- Voters who move within the county must complete a change of address at least 29 days prior to an election.
- Residents can register to vote or change an address at any Driver's License office, City Clerk's office or Motor Vehicle office.



WOOFALONG.COM

Colorado's #1 resource for finding dog friendly businesses and activities!



### Restaurants & Breweries

From fast food to fine dining, browse 400+ dog friendly restaurants and breweries all across Colorado!



### Dog Parks

Featuring Dog Parks in over 50 cities across Colorado, your dog will love making new friends and exploring new places!



### Shops & Businesses

Going shopping? We feature pet friendly shops and businesses all across Colorado that will welcome your pup!



### Hikes & Trails

With over 300 days of sunshine each year and some of the most breathtaking scenery in the United States, grab your dog and check out these dog friendly Colorado hikes and trails.



### Upcoming Events

From fundraising events to yappy hours, visit our upcoming dog friendly events page. Check back often, new events are added each week!



### Attractions

From Gondola rides to museum tours to exploring national parks, we can help you find dog friendly attractions in Colorado.

# WOOFALONG.COM

Follow us on social media for the latest news and updates!





ENTER TO WIN A  
**\$250** Gift Card



Just fill out the card located on page 17 of this  
 Spring edition of Welcome Home.

On June 15, 2020, we will hold a drawing and select  
 one lucky winner to receive a \$250 Gift Card  
 from American Furniture Warehouse!

For complete details, visit [www.welcomهومag.com](http://www.welcomهومag.com)  
 or send a self-addressed envelope to  
 Publisher/Welcome Home Magazine of Denver,  
 79 Spyglass Drive, Littleton, CO 80123.

Adams County .....	720-523-6500
Arapahoe County .....	303-795-4511
Denver County .....	720-865-8683
Douglas County .....	303-660-7444
Jefferson County .....	303-271-8111

### Pet Licenses

Dogs and cats living in most of the Denver metro area must be licensed annually and vaccinated against rabies. They must be vaccinated within 30 days, or have been vaccinated within the past 12 months. Most communities have strict leash laws. For more information, call the Animal Control offices in your county.

Adams County .....	303-288-3294
Arapahoe County .....	720-874-6750
Boulder County .....	303-441-3626
Broomfield County .....	303-438-6400



Denver County .....	303-698-0076
Douglas County .....	303-660-7529
Jefferson County .....	303-271-5070

### Emergency Numbers

In most areas 9-1-1 will access emergency ambulance, fire or police. Please verify that this is indeed true for your county, as there are some exceptions.

#### County Sheriffs

Adams County .....	303-654-1850
Arapahoe County .....	303-795-4711
Boulder County .....	303-441-4444
Denver Police .....	720-913-2000
Douglas County .....	303-660-7505
Jefferson County .....	303-277-0211
Rocky Mountain Poison Center and Drug Center .....	303-739-1123
Xcel Energy Electric Outage .....	1-800-895-1999
Xcel Energy Gas Emergency .....	1-800-895-2999

### Utilities

Gas & Electric: Xcel Energy

#### 24-Hour Emergency

Xcel Energy Electric Outage..1-800-895-1999  
 Xcel Energy Gas Emergency..1-800-895-2999

#### Residential

24-Hour Customer Service  
 and Billing .....

1-800-895-4999  
 HomeSmart from Xcel Energy Appliance  
 Repair & Replacement.....1-866-837-9762



## NEWCOMER AND COMMUNITY INFORMATION

Business Solutions Centers –  
 Customer Service & Billing... 1-800-481-4700  
 Other  
 Call Before You Dig/Utility Notification  
 Center of Colorado ..... 1-800-232-1991  
 Web site.....co811.org

### Telephone

CenturyLink ..... 800-603-6000  
 centurylink.com

**Water:** The Denver Water Department is the major supplier for the Denver metro area, although there are some exceptions depending upon where you live. For further information on billing and service in your area, contact the Denver Water Customer Service Department.

Customer Care ..... 303-893-2444  
 After Hours Emergencies ..... 303-628-6801

### U.S. Postal Service

Postal Answer Line ..... 1-800-275-8777  
 www.usps.com

### Libraries

Arapahoe ..... 303-542-7279  
 Aurora ..... 303-739-6600  
 Brighton ..... 303-405-3230  
 Boulder ..... 303-441-3100  
 Denver Public Library, Main ..... 720-865-1111  
 Douglas County ..... 303-791-7323  
 Englewood ..... 303-762-2560  
 Jefferson County ..... 303-235-5275

### Credit Unions

Westerra Credit Union ..... 303-321-4209

### Free Consumer Guide Smart Energy Living

Learn how to reduce energy consumption, save money and improve Colorado's environment with energy-efficient home improvements from The Colorado Energy Science Center (CESC). To learn more visit [energyscience.org](http://energyscience.org)

### Trash Removal

For customer service questions regarding trash & recycling services in the city and county of Denver ..... (720-913-1311)

### Recycling Hotlines

Colorado Energy Office ..... 303-866-2100  
 Colorado Department of Public Health  
 and Environment (CDPHE) ..... 303-692-2000

**Environmental Recycling Hotline:** This national hotline provides information on where to recycle waste paper and boxes, glass, scrap metals, plastic, waste oil and tires. It has a database of state recycling programs which lets callers enter their zip code to find recyclers in their area. Visit [earth911.com](http://earth911.com) or call 1-800-253-2687

### City of Denver 3-1-1 Call Center

Citizens in Denver can now call 3-1-1 as a free service to get answers regarding all city related business including reporting a pothole, purchasing a parking permit, starting a new business or getting a marriage license. Also visit [www.denvergov.org](http://www.denvergov.org).

### Dial 2-1-1 For A Community Connection

Colorado 2-1-1 launched in metro Denver and surrounding communities in October 2003. It gives citizens one number to call when they need access to human services such as food bank locations, low cost healthcare for children as well as a direct link to non-emergency help for all kinds of community services. Visit [211.colorado.communityos.org](http://211.colorado.communityos.org)

### Denver/Boulder Better Business Bureau

The BBB is a membership-based nonprofit organization dedicated to promoting and fostering the highest ethical relationship between businesses and the public through voluntary self-regulation, consumer and business education and service excellence. The BBB offers free information to the community regarding local businesses and charities. Visit [denver.bbb.org](http://denver.bbb.org) or telephone 303-758-2100

### Chambers of Commerce

For helpful information on schools, cable service, cultural events, community activities, libraries and parks, call your county's Chamber of Commerce.

Arvada ..... 303-424-0313 [arvadachamber.org](http://arvadachamber.org)  
 Aurora ..... 303-344-1500 [aurorachamber.org](http://aurorachamber.org)  
 Boulder ..... 303-442-1044 [boulderchamber.com](http://boulderchamber.com)  
 Denver ..... 303-534-8500 [denverchamber.org](http://denverchamber.org)  
 Golden ..... 303-279-3113 [goldenchamber.org](http://goldenchamber.org)  
 South Metro Denver ..... 303-795-0142  
 (Englewood & Littleton) [bestchamber.com](http://bestchamber.com)  
 West Metro ..... 303-233-5555 [westchamber.org](http://westchamber.org)



**3M** Authorized Dealer  
 Window Film Products

SPF 1000  
 Window Film

Reduce Fading    Lower Energy    Prevent Glare    Added Security    Lifetime Warranty    Very Low Cost



99.9% UV Protection Helps Stop the  
**COLORADO SUN**  
 From Destroying Your Home

**SCOTTISH**  
**WINDOW TINTING**

[www.scottishwindowtinting.com](http://www.scottishwindowtinting.com)

**303-662-8214**

## NEWCOMER AND COMMUNITY INFORMATION

Metro North ..... 303-288-1000  
metronorthchamber.com

### Volunteer Opportunities

Metro Volunteers ..... 303-282-1234  
metrovolunteers.org  
Boulder County Volunteer  
Connection ..... 303-444-4013  
volunteer.unitedwayfoothills.org  
CareConnect of Boulder County... 303-443-1933  
careconnectbc.org



### Schools

Information on the school districts in the seven county Denver metro area may be obtained by contacting:

Colorado Department of Education.....  
303-866-6600 ..... cde.state.co.us

### Online Schools

No matter where you live in Colorado, you can enroll your child in an online school of your choice at no cost because it is a public school. For a complete listing of online schools in Colorado, cde.state.co.us/onlinelearning/schools.htm.

### Senior Services

American Assn. of Retired Persons  
Colorado State Office..... 866-554-5376  
aarp.org/states/co  
DRCOG Area Agency on Aging .... 303-455-1000  
drcog.org  
CareConnect of Boulder County... 303-443-1933  
careconnectbc.org  
Innovage. .... 303-300-6906  
myinnovage.org

### Denver Metro Area Hospitals

**Aurora** - HealthONE - The Medical Center of  
Aurora ..... 303-695-2600  
auroramed.com  
**Aurora** - HealthONE - Spalding Rehabilitation  
Hospital ..... 303-367-1166  
spaldingrehab.com  
**Boulder** - Boulder Community  
Health ..... 303-440-2273  
bch.org  
**Brighton** - Platte Valley Medical  
Center ..... 303-659-5800  
pvmc.org

**Centennial** - HealthONE - Centennial Medical  
Plaza ..... 303-699-3000  
auroramed.com  
**Denver** - Centura Health - Porter Adventist  
Hospital..... 303-778-1955  
porterhospital.org  
**Denver** - Centura Health - St. Anthony Central  
Hospital..... 720-321-0000  
stanthonyhosp.org  
**Denver** - Children's Hospital ..... 800-624-6553  
childrenscolorado.org  
**Denver** - HealthONE - Presbyterian/St. Luke's  
Medical Center ..... 303-839-6000  
pslmc.com  
**Denver** - HealthONE - Rocky Mountain  
Hospital for Children..... 720-754-1000  
rockymountainhospitalforchildren.com  
**Denver** - HealthONE - Rose Medical  
Center ..... 303-320-2121  
rosemec.com  
**Denver** - Denver Health Medical  
Center ..... 303-436-4949  
denverhealth.org  
**Denver** - National Jewish ..... 877-225-5654  
nationaljewish.org  
**Denver** - St. Joseph Hospital ..... 303-812-2000  
sclhealth.org  
**Denver** - University of Colorado  
Hospital..... 720-848-0000  
uchealth.org  
**Denver** - Veterans Affairs Medical  
Center ..... 303-399-8020  
denver.va.gov  
**Englewood** - HealthONE - Swedish Medical  
Center ..... 303-788-5000  
swedishhospital.com  
**Lafayette** - Good Samaritan Medical  
Center ..... 303-689-4000 sclhealth.org  
**Littleton** - Centura Health - Littleton  
Adventist Hospital ..... 303-730-8900  
mylittletonhospital.org  
**Lone Tree** - HealthONE - Sky Ridge  
Medical Center ..... 720-225-1000  
skyridgemedcenter.com  
**Longmont** - Longmont United  
Hospital..... 303-651-5111  
luhcares.org  
**Louisville** - Centura Health - Avista Adventist  
Hospital..... 720-636-9237  
avistahospital.org  
**Parker** - Parker Adventist Hospital 303-269-4000  
parkerhospital.org  
**Thornton** - HealthONE - North Suburban  
Medical Center ..... 303-451-7800  
northsuburban.com  
**Westminster** - Centura Health -  
St. Anthony North Hospital..... 720-627-0000  
stanthonynorth.org  
**Wheat Ridge** - Lutheran Medical  
Center ..... 303-425-4500  
sclhealth.org

### Daily Newspapers

There are two daily newspapers in the Denver/Boulder metro area. To order a home subscription call:

The Denver Post..... 303-832-3232  
The Daily Camera..... 303-442-1202

### Call Before You Dig

Three working days before you begin any activity that requires digging or excavation, call Colorado 811 for location of underground utilities. This is a free service to you. Statewide 8-1-1

### Landscaping Help

For help in finding a landscape contractor, visit the Associated Landscape Contractors of Colorado at alcc.com or call 303-757-5611. An ALCC landscape contractor can help improve your yard with design, planting, repairs, maintenance, water features, xeriscape, decks and patios, fencing, walls and sprinkler systems.



### Shopping

Aspen Grove  
Santa Fe & Mineral..... 303-794-0640  
Town Center at Aurora Mall  
14200 E. Alameda ..... 303-344-9764  
Belmar  
464 S. Teller St. .... 303-742-1520  
Cherry Creek Shopping Center -  
1st & University ..... 303-388-3900  
Cherry Creek North - North of  
Cherry Creek Mall ..... 303-394-2904  
Colorado Mills - Colfax & Indiana  
(near I-70) ..... 303-384-3000  
Denver Pavilions - 16th Street Mall  
between Tremont & Welton St. 303-260-6000  
Flatiron Crossing - Boulder Turnpike & Storage  
Tech/Interlocken Loop..... 720-463-4000  
Larimer Square  
1400 Block of Larimer ..... 303-534-2367  
Outlets at Castle Rock - South of  
Denver on I-25 at Exit 184 ..... 303-688-4495  
Outlets at Loveland - North of  
Denver on I-25 at Exit 257B.... 970-663-1916  
Outlets at Silverthorne - West of  
Denver on I-70 at Exit 205 ..... 866-746-7686  
Park Meadows Shopping Mall  
C470 & I-25..... 303-792-2533  
Southwest Plaza  
Bowles & Wadsworth..... 303-973-5300  
Tabor Center/16th Street Mall  
16th Mall & Lawrence..... 303-628-1000  
Tamarac Square  
7777 E. Hampden Ave..... 877-225-5337  
The Shops at Northfield Stapleton  
8340 Northfield Blvd..... 303-375-5475  
The Streets at SouthGlenn  
University & Arapahoe..... 303-539-7141

### Attractions & Entertainment

Buffalo Bill Memorial Museum &  
Grave ..... 303-526-0744 buffalobill.org  
Butterfly Pavilion and Insect Center  
303-469-5441 butterflies.org  
Children's Museum of Denver..... 303-433-7444  
mychildsmuseum.org  
Colorado Sports Hall of Fame..... 720-258-3888  
coloradosports.org  
Colorado State Capitol ..... 303-866-2604  
colorado.gov/capitol



# Best Times to Test

*If you follow the tips offered below, you can significantly reduce the amount of time it will take to get a vehicle emissions inspection.*

New residents of Colorado's Front Range may be aware that there is a vehicle emissions inspection requirement, but may not be aware that there are better times than others to get an emissions inspection.

Because the Air Care Colorado emissions inspection program is operated on a first-come-first-served basis, it can be difficult to predict how long it will take to get an inspection. However, if you follow the tips offered here, **you can significantly reduce the amount of time it will take to get an inspection.**

Vehicles eight model years and older require an emissions inspection every other year, and vehicles model year 1981 and older require an inspection every year. Vehicles that are less than eight years old are exempt from inspection.

Before a vehicle can be registered in Adams, Arapahoe, Broomfield, Boulder, Denver, Douglas, Jefferson, Larimer and

most of Weld counties, they must first get an emissions inspection and usually a Vehicle Identification Number (VIN) inspection.

Motorists can also find up-to-the-minute information, regarding inspection station wait times and

## If you want to avoid waiting at an emissions inspection station:

### ALWAYS AVOID...

- the LAST MONDAY of the month
- the LAST DAY of the month
- any DAY AFTER a HOLIDAY

### BEST TIMES...

- middle two weeks of the month
- Saturdays

directions to conveniently located stations by calling the Air Care Colorado hotline at 303-456-7090 or visiting [www.aircarecolorado.com](http://www.aircarecolorado.com).

To ensure a quick and easy inspection motorists are also encouraged to ensure that their vehicles are well maintained. This includes regular oil and filter changes, having properly inflated tires and functioning gas caps. If the 'check engine' light is lit, vehicles less than 12 years old will fail the inspection, and if the battery has been recently replaced or disconnected, the vehicle may not be 'ready' for an inspection. This simply means that the vehicle must be driven for a few days to complete one or two drive cycles to reset the On Board Diagnostics (OBD) computer before it can be tested. Find more information at [www.aircarecolorado.com](http://www.aircarecolorado.com).

**Air Care stations are open:**  
**8 a.m. to 5:30 p.m. weekdays**  
**8 a.m. to noon on Saturdays**

**Stations are closed Sundays and all state holidays.**

## Need an emissions test? visit one of Envirotest's

14 convenient testing locations throughout the Denver-Boulder metro area.

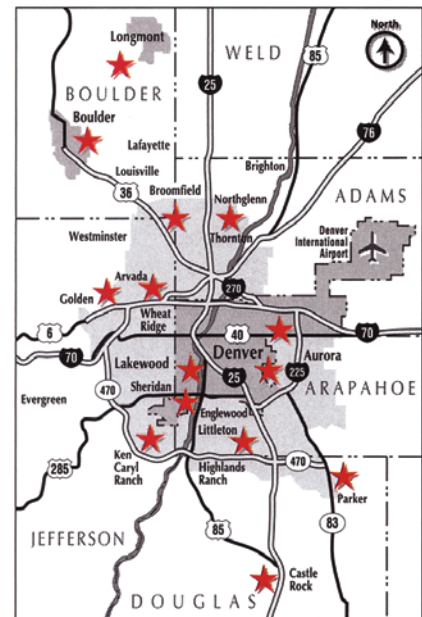
### STATION LOCATIONS

★ Arvada	5185 N. Marshall Street	★ Denver Southeast	10190 E. Warren Avenue
★ Aurora	12042 E. 30th Avenue	★ Golden	15335 W. 44th Avenue
★ Boulder	5655 Airport Boulevard	★ Ken Caryl	10727 Centennial Road
★ Broomfield	11609 Teller Street	★ Longmont	4040 Rogers Road
★ Castle Rock	541 Topeka Way	★ Northglenn	1950 E. 112th Avenue
★ County Line	8494 S. Colorado	★ Parker	10199 Park Glenn Way
★ Denver Central	2300 S. Lipan Street	★ Sheridan	2802 W. Mansfield Avenue

FOR MORE INFORMATION ON STATION LOCATIONS, DIRECTIONS, WAIT TIMES AND RAPIDSCREEN ROADSIDE EMISSIONS TESTING, CALL THE



**AIR CARE COLORADO HOTLINE**  
**303-456-7090**



[www.aircarecolorado.com](http://www.aircarecolorado.com)

## NEWCOMER AND COMMUNITY INFORMATION

Coors Brewing Company Tours	303-277-2337	coors.com
Denver Art Museum	720-865-5000	denverartmuseum.org
Denver Botanic Gardens	720-865-3500	botanicgardens.org
Denver Coliseum Box Office	720-865-2475	denvercoliseum.com
Denver Firefighters Museum	303-892-1436	denverfirefightersmuseum.org
Denver Museum of Nature & Science	303-370-6000	dmns.org
Denver Zoo	720-337-1400	denverzoo.org
Downtown Aquarium	303-561-4450	aquariumrestaurants.com
Fiddler's Green Amphitheater	303-220-7000	
Four Mile Historic Park	720-865-0800	fourmilepark.org
Gates Planetarium	303-370-6000	dmns.org
History Colorado Center	303-866-3682	historycoloradocenter.org
IMAX Theatre	303-370-6000	dmns.org
Lakeside Amusement Park	303-477-1621	lakesideamusementpark.com
Littleton Historical Museum	303-795-3950	littletongov.org/museum
Molly Brown Museum	303-832-4092	mollybrown.org
National Western Stock Show	303-296-6977	nationalwestern.com
Red Rocks Amphitheater	720-865-2494	redrocksonline.com
Six Flags Elitch Gardens	303-595-4386	elitchgardens.com
Tiny Town Railroad	303-697-6829	tinytownrailroad.com
U.S. Mint	800-872-6488	usmint.gov
WaterWorld	303-427-7873	waterworldcolorado.com

### Colorado Breweries

[www.colorado.com/colorado-breweries](http://www.colorado.com/colorado-breweries)

### Arts

Arvada Center for the Arts & Humanities	720-898-7200	arvadacenter.org
Colorado Ballet	303-837-8888	coloradoballet.org
Colorado Creative Industries	303-892-3840	coloradocreativeindustries.org
Colorado Symphony Orchestra	303-623-7876	coloradosymphony.org

Denver Performing Arts Complex	303-893-4100	denvercenter.org
Museum of Contemporary Art	303-298-7554	mcad Denver.org
Opera Colorado	303-778-1500	operacolorado.org

### Sports in Denver

For season tickets or information on the following teams and sporting attractions call:

Bandimere Speedway	303-697-6001
Denver Broncos NFL Football	303-649-9000
Colorado Avalanche	303-405-1100
NHL Hockey	
Denver Nuggets	303-405-1100
NBA Basketball	
Colorado Rockies	303-762-5437
Major League Baseball	
The Colorado Rapids	303-825-4625
Major League Soccer	
Colorado Mammoth	303-405-1101
Major League Lacrosse	
Colorado Mountain Club	303-279-3080
Colorado Golf Association	303-366-4653
Colorado Ski Country USA	303-837-0793
Colorado Tennis Association	303-695-4116
University of Colorado Athletic Ticket Office	303-492-8337
University of Denver Athletic Ticket Office	303-871-2336

### Golf in Colorado

For a comprehensive online golf course directory go to: [golfink.com](http://golfink.com)

### Tourism

To receive travel and tourism information for Colorado, call 1-800-COLORADO or visit [colorado.com](http://colorado.com).

### Dog Friendly Places in Colorado

Colorado residents love their dogs! Woofalong.com is Colorado's #1 resource for finding dog friendly businesses and activities. Find out which restaurants, breweries, shops, businesses, activities, hikes and trails are available for you and your dog.



### Colorado Ski Resorts

Arapahoe Basin	888-272-7246
Aspen Highlands	800-525-6200
Aspen Mountain	800-525-6200
Buttermilk	800-525-6200
Copper Mountain	866-841-2481
Crested Butte	877-547-5143
Eldora	303-440-8700
Howelsen	970-879-8499
Loveland	303-571-5580
Monarch	719-530-5000
Powderhorn	970-268-5700
Purgatory	970-247-9000
Silverton	970-387-5706
Ski Cooper	800-707-6114
Ski Granby Ranch	888-850-4615
Snowmass	800-525-6200
Steamboat	970-879-6111
Sunlight	800-445-7931
Telluride	877-935-5021
Winter Park	970-726-5514
Wolf Creek	800-754-9653

General Information, snow report, free guide ..... 303-837-0793  
[www.coloradoski.com](http://www.coloradoski.com)

### Parks & Recreation Information

For information on Colorado Parks and Wildlife, please visit [cpw.state.co.us](http://cpw.state.co.us). There are 41 parks in the state park system—nine in the Denver metro area. They offer fishing, hiking, boating, camping and a subscription offer to *Colorado Outdoors Magazine*.

National Park Service	303-969-2500
U.S. Forest Service	303-275-5350
Rocky Mountain Region	

### Hunting & Fishing Licenses

For information on residency requirements and license fees call the Colorado Parks and Wildlife at 303-297-1192 or visit [cpw.state.co.us](http://cpw.state.co.us). Licenses can be purchased at any Colorado Parks and Wildlife office or at most sporting goods stores.

Hunting Info Hotline (24 hours) .. 303-291-7529  
Fishing Info Hotline (24 hours).... 303-291-7533





# Welcome Home – to Colorado

**B**elieve it or not, the rumors are true- there's nothing quite like the Colorado outdoors. Offering scenic views, abundant wildlife and a wide range of recreational opportunities, Colorado's 41 state parks draw visitors from far and wide each year. These state parks can be found in your own backyard or just a day trip away. Online reservations at [cpwshop.com](http://cpwshop.com) from 6 months in advance up until the day of arrival make it easy to plan the outdoor getaway of a lifetime. Here are just a few of the unique experiences that await at Colorado state parks this season:

## Boating at Jackson Lake State Park

A hidden treasure for those hoping to enjoy the open waters without the crowds, Jackson Lake is located just a few hours northeast of Denver and is three times larger than Cherry Creek Reservoir. Ranked one of the Top 15 Park Beaches by Reserve America, it offers the perfect reprieve as the weather starts to warm up. At night, the park's wide open spaces and dark skies make it an ideal location for stargazing with the family. While a bit further from Denver, Jackson Lake is well worth the drive.

## Hiking at Trinidad Lake State Park

Piñon pine and juniper-covered hills at Trinidad Lake provide beautiful trails for the easy-going hiker hoping to take in the sights and sounds. The park is rich with history and heritage, housing several historic sites such as the coal mining ruins at Cokedale and the Santa Fe Trail. Reward yourself after a nice hike around the lake by taking a fishing break or lounging at one of the park's 73 campsites. Trinidad Lake is sure to become your next favorite destination.

## Fishing at Crawford State Park

One of the largest warm water fisheries on the West Slope, Crawford is an angler's dream. Surrounded by stunning mountain scenery, there's nowhere better to fish for perch, crappie, lunger, channel catfish, bass and northern pike. The 400-acre reservoir offers a number of recreational opportunities year-round in addition to fishing such as water skiing and ice-skating.

Whatever the activity, Crawford is one for the books.

## Cross-country Skiing/ snowshoeing at Stagecoach State Park

Nestled in the Yampa Valley of the Rockies, Stagecoach showcases the beauty of Colorado's high-altitude wilderness. The park is especially stunning when blanketed with snow and provides a quiet refuge for cross-country skiers or snowshoers. Fishing opportunities abound at its 3-mile-long reservoir home to fast-growing, hard-fighting rainbow trout, northern pike, and brown trout. Pick up your fishing license at Stagecoach's visitor center and make a day of one of Colorado's favorite pastimes.

## Mountain Biking at Staunton State Park

The ideal location for an evening bike ride, Staunton provides nearly 20 miles of multi-use trails through a mosaic of meadows, granite cliffs, mountain forests and swift streams. Discover the park's history at the visitor center. Visitors with limited mobility

can explore designated trails through Staunton's Track-Chair Program. It's no wonder that the land was once used as a place of healing by the Staunton family. To learn more about Staunton State Park's Track-Chair Program, visit <https://cpw.state.co.us/placestogo/parks/Staunton/Pages/Track-Chair-Program.aspx>.

## Wildlife Viewing at Barr Lake State Park

Over 370 species of birds have been sighted at Barr Lake which offers several wildlife viewing stations from which to learn about and observe the park's deer, coyotes and numerous bald eagles. Located right on the northeast side of Denver, the 1,900-acre prairie reservoir is a convenient destination for a family picnic, fishing after work or kayaking on a weekend. Looking out over the water from one of the gazebos towards the striking Rocky Mountain backdrop, you may never want to leave.

*For more information and to plan your next adventure in one of Colorado's State Parks, visit [cpw.state.co.us](http://cpw.state.co.us).*



This is a leash. And it helps keep the wilds, wild. We hate to be the bearers of bad news, but your best friend might just be nature's worst enemy. All the little critters of the forest spend months stocking up for the winter. They plan diligently, nibbling on twigs, buds, leaves and bark. And all this preparation becomes moot the minute you let Scout off-leash to disrupt nature's delicate balance. Hey, why not try being the earth's best friend? Good human.

Conservation starts small.





# WELCOME TO THE NEIGHBORHOOD

Traditional Sofa with Accent Pillows \$548



Sofa with Accent Pillows \$548 (B-2531S) • Loveseat \$498  
Chair \$398 • Dark Blue Paisley Accent Chair \$328 • Light Blue Paisley Accent Chair \$298  
Cobalt Stripe Accent Chair \$278 • Dark Blue Paisley Ottoman \$198  
8' x 10' Area Rug \$239 (165-C2480-81) • Round Chairside Table \$118 (7581-41)



Bedroom • Children's Furniture • Dining Room • Electronics • Living Room • Outdoor Furniture • Office/Entertainment



Lettner Queen Storage Bed \$599 (B733-QBED)  
Includes Headboard Storage Footboard and Rails (Mattress and comforter set not included) • King Bed \$699 • Dresser \$448 • Mirror \$118  
5-Drawer Chest \$398 • Nightstand \$228 • 5-Piece Set As Shown \$1791



Modern Rustic Trestle Table \$498 (MR-4290)  
Side Chair \$88 • 8' x 11' Area Rug \$199 (163-452-811)  
5-Piece Set As Shown \$850

We deliver ALMOST ANYWHERE in the UNITED STATES!

AFW.com

While Supplies Last

